
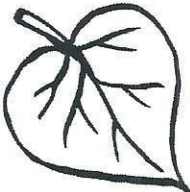






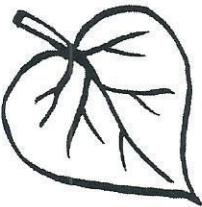



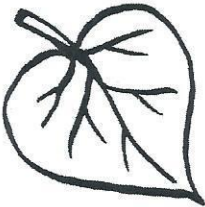













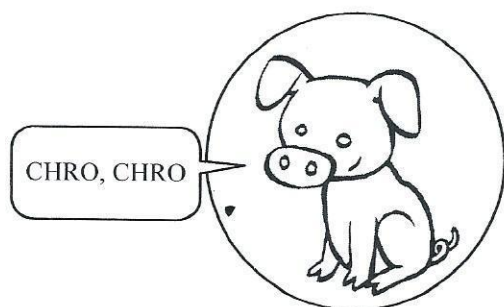




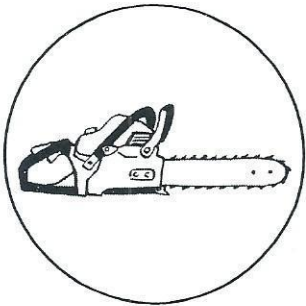


■ Vypln tabulku podle vzoru a vybarvi čtyřmi barvami.



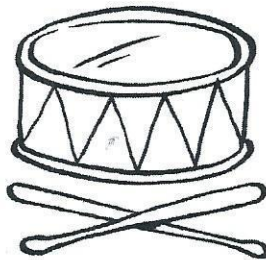

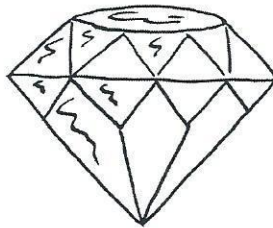


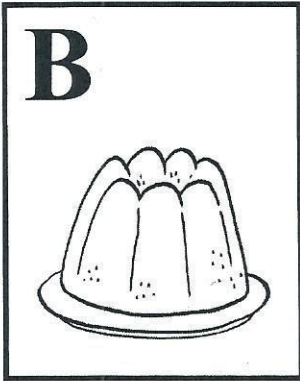
				
				
				

■ Nejprve vybarvi oblíbenou barvou ucho v rámečku uprostřed obrázku.

• Stejnou barvou vybarvi obrázky, které můžeme slyšet. Škrtni křížkem ta, která slyšet nemůžeme.

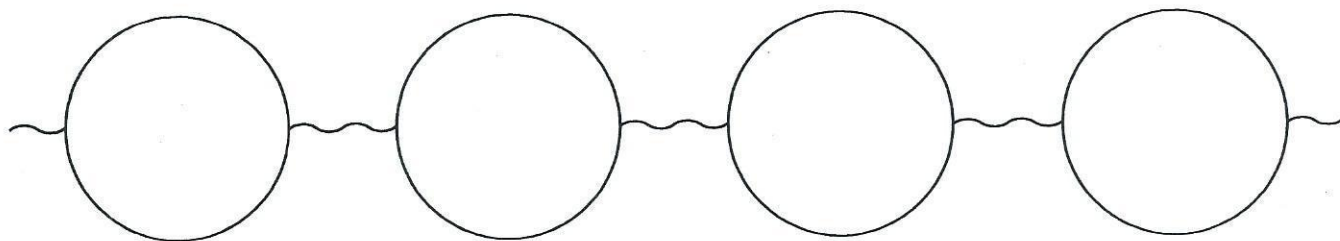


- Políčko s písmenem **B** vybarví žlutou barvou a stejně tak slova, která na **B** začínají.
Políčko s písmenem **D** vybarví oranžovou barvou a stejně tak slova, která na **D** začínají.

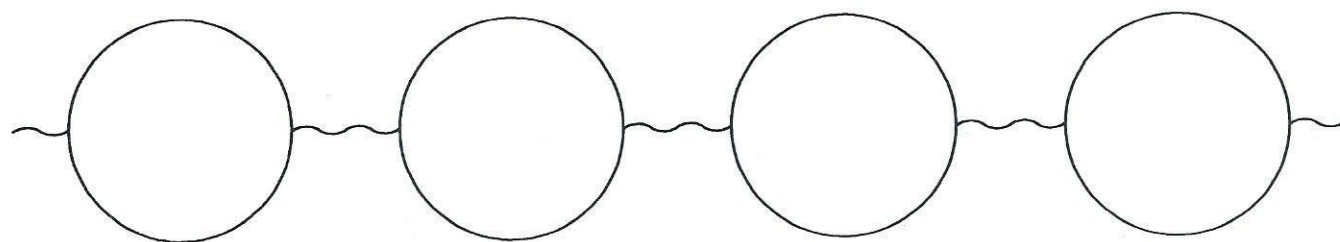


- Trénujeme paměť. Vybarvi korálky podle diktátu.
(Přečtete dítěti všechny čtyři barvy v řádku najednou.)

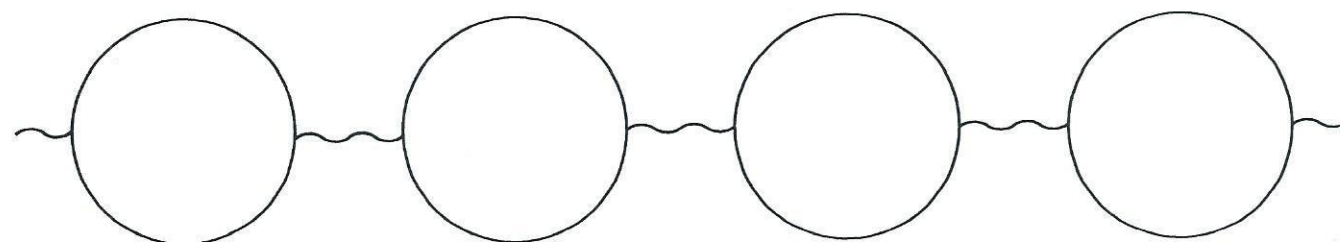
červený zelený žlutý modrý



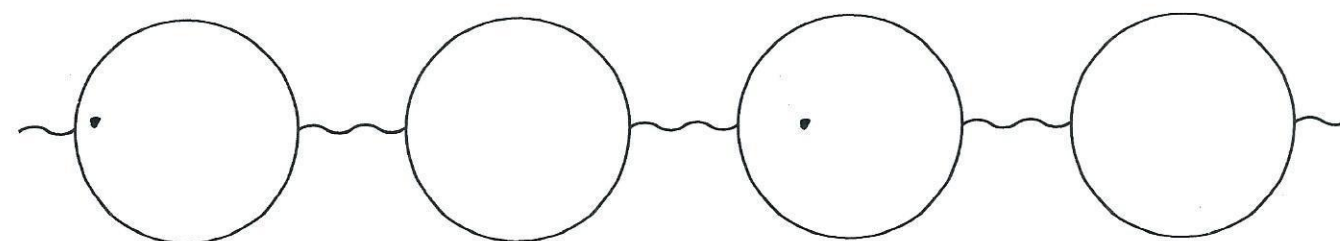
oranžový zelený černý růžový









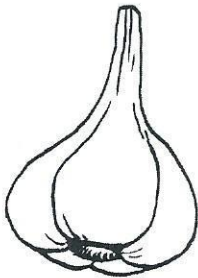





žlutý šedý modrý hnědý




červený bílý oranžový černý




- Prohlédni si obrázky a každé slovo vytleskej a urči, kolik slabik slovo má.
Zakroužkuj červeně slovo s nejmenším počtem slabik a modře slovo, které je tu nejdelší.
(Jako pomůcku si můžeš pod slova nakreslit tolik čárek, kolik slabik slovo má.)



■ Přeškrtni slovo (obrázek), které končí na jiné písmenko než ostatní v řádku.





- Zakroužkuj všechna slova, kde vidíš tato stejná písmena **máma**.
- Obrázek vybarvi.





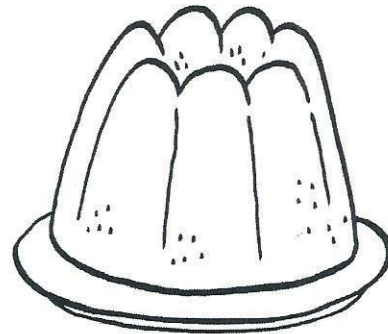



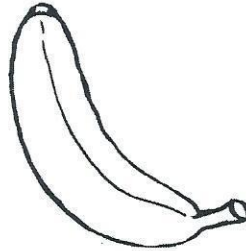




Uklid' do police věci podle instrukce:

- vpravo nahoře budík, do prostřední police vprostřed kaktus, vlevo dole medvídku, vpravo v prostřední polici mističku, vlevo nahoře kostky, vpravo dole auto, nahoře uprostřed sešit, dole uprostřed láhev.
- Které věci se do police nevešly?
- Příště zkus i jinak podle instrukcí maminky, táty nebo dědy.



■ Písmeno **M** vybarvi modrou barvou a stejně tak slova, která na **M** začínají.

■ Písmeno **B** vybarvi žlutou barvou a stejně tak slova, která na **B** začínají.



- Připrav si barevné pastelky a zkontroluj správně prsty na pastelce.
- Pomůžeš teď babičce doplést přední díl svetru pro Honzika?
- Pokračuj v řádku podle předlohy, nejprve si tvar obtáhni a střidej pastelky, ať upleteš veselý svetr.

