
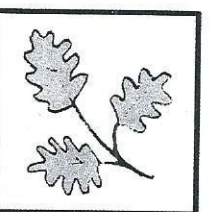












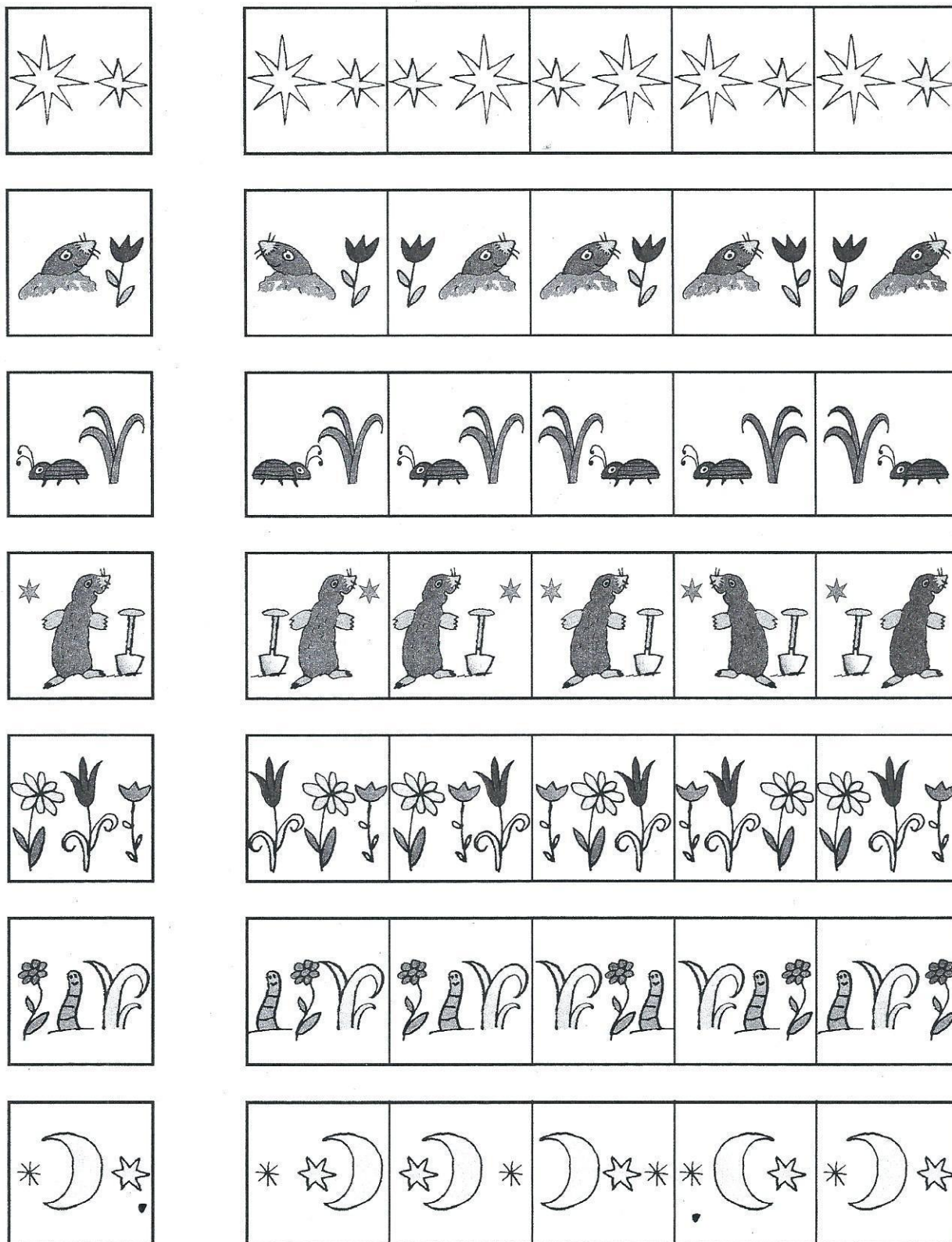
„Tebe ti draci nějak zaujali,“ podivovala se Terežka. „To víš, líbí se mi, jak jsou barevní a jak hezky létají. To já neumím. Ale také se jich trochu bojím. Připomínají mi sovu. Jejího stínu jsem si hned nevšiml a málem mě to stálo život.“

Zrakové rozlišování. Dítě vyhledává v řadě všechny stíny, které jsou stínem vzorového obrázku.


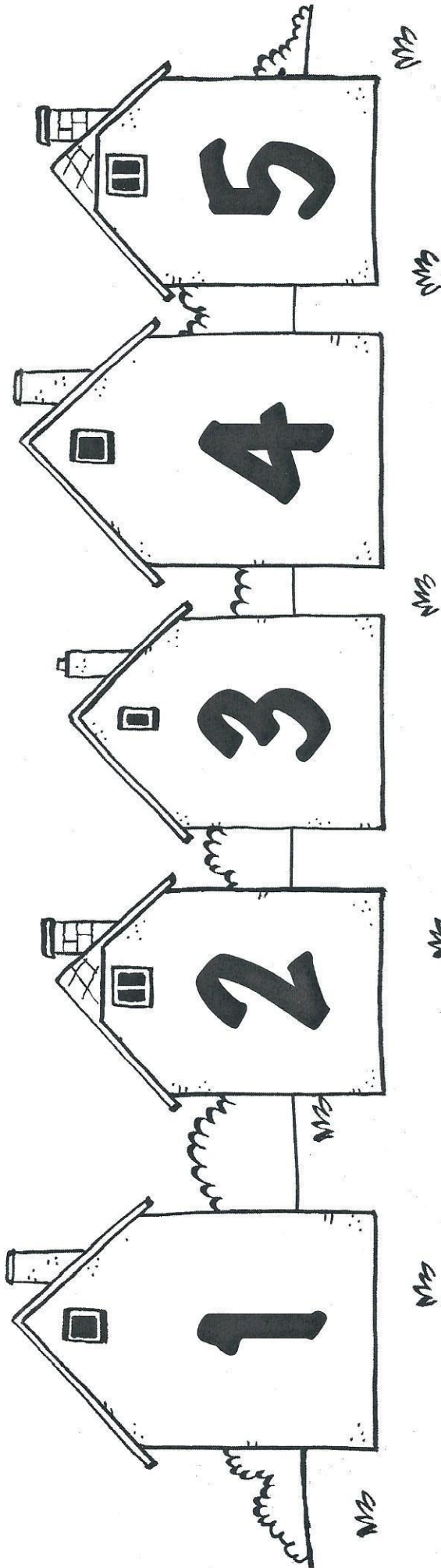


Barbora hloubil chodby tak dlouho, než se na obloze objevily první hvězdy. Našel spoustu larev a červů. Bříško měl plné, hlad už dávno neměl, ale úplně spokojený nebyl. Něco mu chybělo. Zprvu nemohl přijít na to, co to je. A najednou si uvědomil, co mu chybí. Stýská se mu po Terezce a Matýskovi, po babičce a zahradníkovi Karlíkovi. A už věděl, že se za nimi zase brzy vrátí.

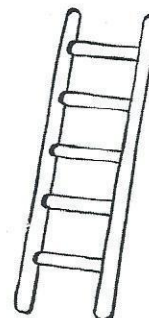

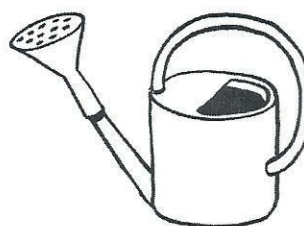


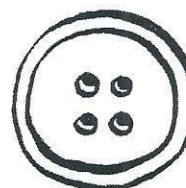


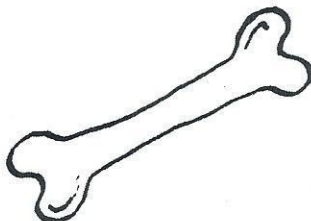

Zrakové rozlišování, prostorová orientace, pořadí, oční pohyby. Dítě porovnává obsah rámečků se vzorem. Všechny rámečky, které nejsou shodné se vzorem, přeškrtně. Shodovat se musí tvar i pořadí jednotlivých obrázků.



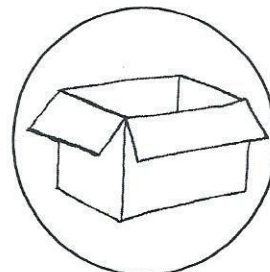

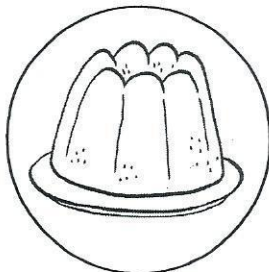



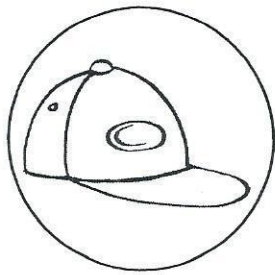




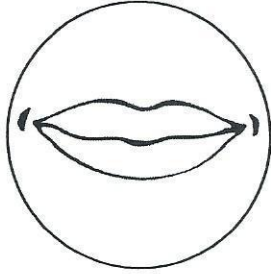
■ Slova bydlí v domečku podle počtu slabik. Nejprve vystřihni všechny obrázky a pak vytleskej slova na slabiky. Přiraď je pod domeček, ve kterém bydlí.





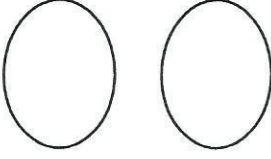
- Škrtni obrázky podle diktátu. Dítěti diktujte vždy tři slova najednou a počkejte, až je vyškrtá, pak diktujte další trojici.















■ Slova v kroužcích se rýmují. Najdi ty dvojice, spoj je čarou a nakonec vybarvi stejnou barvou.




■ Podle vzoru nahoře vybarvi počet slabik u každého slova v tabulce.

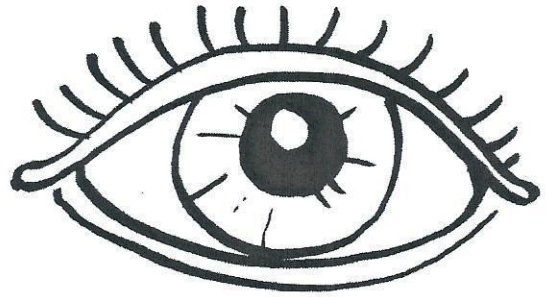
		
---	--	---










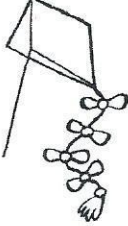





■ Z jakých písmenek se skládají slova v tabulce? Vyhláskuj slova po písmenkách.





L - E - S



O - K - O

- Podle vzoru nahoře škrtni v řadě obrázků, který začíná na jiné písmenko než ostatní.
Vybarvi dvojici, která začíná stejně.



- Vybarvi slova podle počtu slabik 1) jednoslabičná žlutě, 2) dvojslabičná červeně, 3) trojslabičná modře, 4) čtyřslabičná zeleně.

1

žlutě

2

červeně

3

modře

4

zeleně

